

**DOUBLE CAPE COD RAIL GATE
(TWO 5 FOOT WIDE
46" HIGH GATES)
CENTRAL EYE HINGES
(Product Codes #8312)
GATE HUNG BETWEEN POSTS**

Distance between gate and hinge post	A
Width of Left Gate	B
Distance between gates	C
Width of Right Gate	D
Distance between gate and hinge post	E
Total distance between posts	F

Hardware Required								
	Galvanized Finish	Black Powder Coat over Galvanized Finish	Central Eye Hinge Advantages					
Hinge Sets	2 of 8312-S182	2 of 8312-S18P	Opens both ways 100 degrees Incredible amount of adjustment Easy operation Very strong					
fasteners included with hardware	Two Sets Includes							
	two 18 inch double strap (8312-482 or 8312-48SP) two adjustable bottom gate fitting (8250-002 or 8250-00P) four 12" adjustable gate pin (8800-122 or 8800-12P)							
Cane Bolt (Vertical)	1 or 2 of 5000-242*	1 or 2 of 5000-24SP*						
Central Latch Options			Dimensions (feet and inches)					
Throw Over Gate Loop	4200-032	4200-03SP	A	B	C	D	E	F
Cane Bolt and Keep	5000-122 plus 5000-002	5000-12SP plus 5000-00SP	4.5"	5'	1"	5'	4.5"	10' 10"
Lumber Required								
Posts	2 of 10' x 6" x 6" (usually dressed out at 5.5" x 5.5")							
	Rails, Stiles (uprights) and Diagonals made from full 1" thick by 5.5" wide lumber (commonly stocked decking material or rough cut lumber)							
Rails	4 of 10' x 1" x 5.5"							
Stiles	6 of 8' x 1" x 5.5"							
Diagonals	4 of 8' x 1" x 5.5"							
Filler Blocks	2 of 12' x 1" x 5.5" (Parts E,F, and G on Plan Layout)							
Fasteners Required								
Approximately 100 of 1.75" x #8 wood screws (stainless preferred)								
28 of 3.5" x 3/8" carriage bolts (hot dipped galvanized or stainless steel), nuts, and washers								
*One 24" Cane Bolt (5000-242 or 5000-24SP) is required for central stability. Two are needed if you require a means of keeping the gates open.								

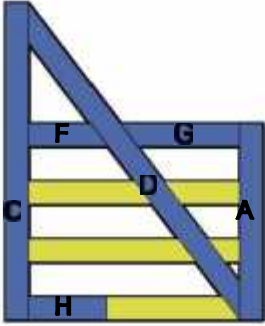
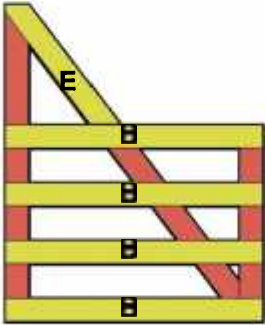
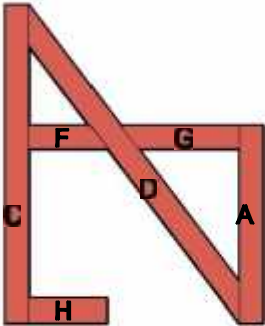
HingeandLatch.com

Download includes this materials list, component cutting and layout sheet, tips on installing gate posts, and detailed instructions.

FLAT FRONTAL VIEW



THREE LAYERS



COMPONENTS (FULL 1" THICK x 5-1/2" WIDE)

