

**SINGLE CAPE COD RAIL GATE
(8 FOOT WIDE 46" HIGH GATE)
CENTRAL EYE HINGES
(Product Codes #8312) GATE
HUNG BETWEEN POSTS**

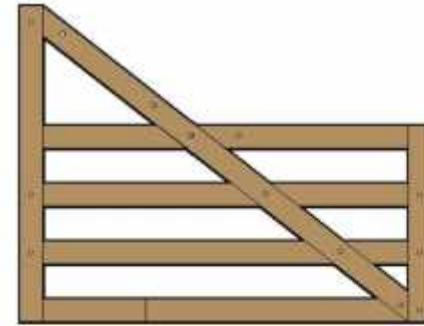
| | |
|--------------------------------------|---|
| Distance between latch post and gate | A |
| Width of Gate | B |
| Distance between gate and hinge post | C |
| Total distance between posts | D |

| Hardware Required | | | | | | |
|--|---|--|---|----|------|---------|
| | Galvanized Finish | Black Powder Coat over Galvanized Finish | Central Eye Hinge Advantages | | | |
| Hinge Set | 8312-S242 | 8312-S24P | Opens both ways 100 degrees Incredible amount of adjustment Easy operation Very strong | | | |
| fasteners included with hardware | Set Includes | | | | | |
| | one 24 inch double strap (8312-542 or 8312-54SP) one adjustable bottom gate fitting (8250-002 or 8250-00P) two 12" adjustable gate pin (8800-122 or 8800-12P) | | | | | |
| Latch Options | | | Dimensions (feet and inches) | | | |
| | | | A | B | C | D |
| Irish Gate Latch (shown above) | 8328-002 | 8328-00SP | 1" | 8' | 4.5" | 8' 5.5" |
| Spring Latch | 8327-002 | 8327-00P | 4" | 8' | 4.5" | 8' 9.5" |
| Cane Bolt and Keep | 5000-122 plus 5000-002 | 5000-12SP plus 5000-00SP | 1" | 8' | 4.5" | 8' 5.5" |
| Lumber Required | | | | | | |
| Posts | 2 of 10' x 6" x6" (usually dressed out at 5.5" x 5.5") | | | | | |
| Rails, Stiles (uprights) and Diagonals made from full 1" thick by 5.5" wide lumber (commonly stocked decking material or rough cut lumber) | | | | | | |
| Rails | 4 of 8' x 1" x 5.5" | | | | | |
| Stiles | 3 of 8' x 1" x 5.5" | | | | | |
| Diagonals | 2 of 10' x 1" x 5.5" | | | | | |
| Filler Blocks | 2 of 10' x 1" x 5.5" (Parts E,F, and G on Plan Layout) | | | | | |
| Fasteners Required | | | | | | |
| Approximately 50 of 1.75" x #8 wood screws (stainless preferred) | | | | | | |
| 14 of 3.5" x 3/8" carriage bolts (hot dipped galvanized or stainless steel), nuts, and washers | | | | | | |
| Use a 24" Cane Bolt (5000-242 or 5000-24SP) if you require a means of keeping the gate open | | | | | | |

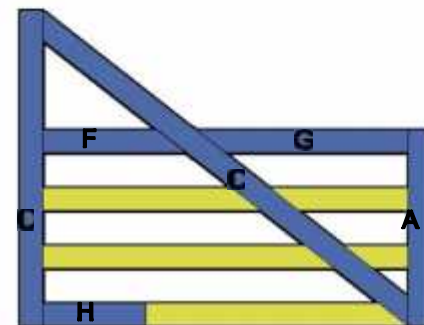
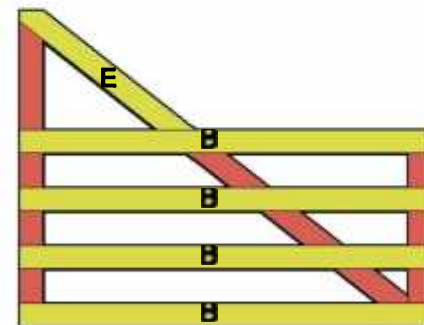
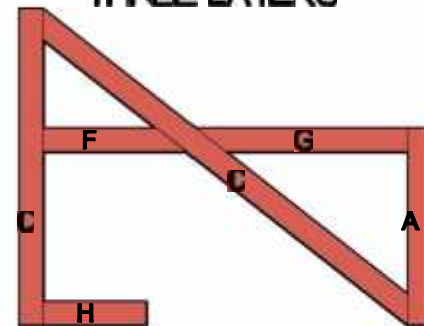
HingeandLatch.com

Download includes this materials list, component cutting and layout sheet, tips on installing gate posts, and detailed instructions.

FLAT FRONTAL VIEW



THREE LAYERS



COMPONENTS (FULL 1" THICK x 5-1/2" WIDE)

