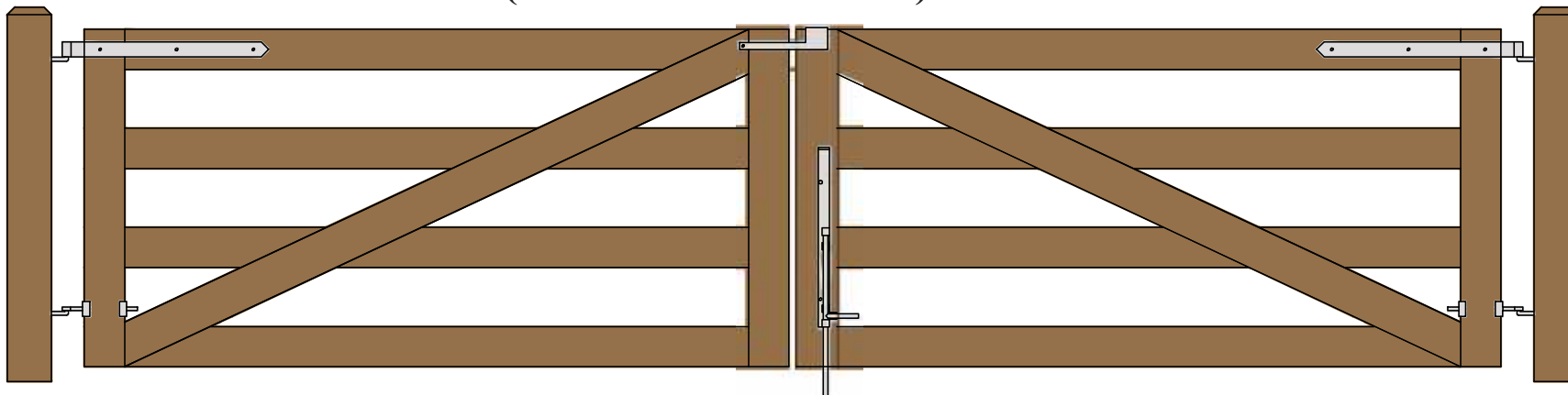


DOUBLE MAINE BOARD RAIL GATE (TWO 8 FOOT WIDE 46" HIGH GATES) CENTRAL EYE HINGES (Product Codes #8312) GATE HUNG BETWEEN POSTS

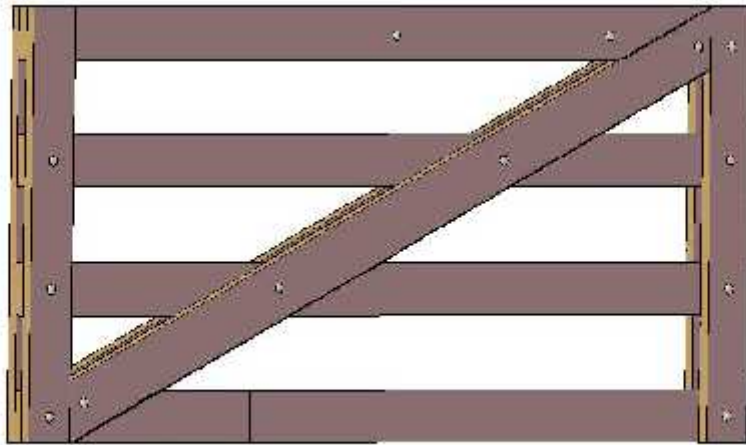


Distance between gate and hinge post	A
Width of Left Gate	B
Distance between gates	C
Width of Right Gate	D
Distance between gate and hinge post	E
Total distance between posts	F

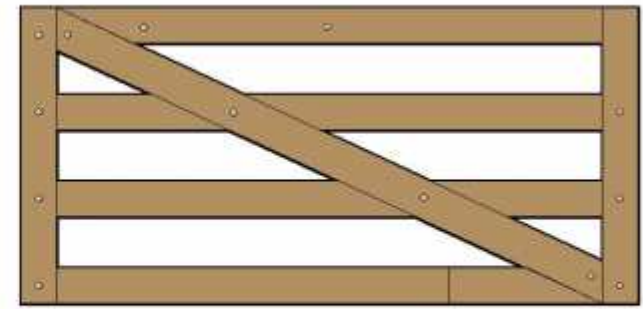
Hardware Required								
	Galvanized Finish	Black Powder Coat over Galvanized Finish	Central Eye Hinge Advantages					
Hinge Sets	2 of 8312-S242	2 of 8312-S24P	Opens both ways 100 degrees Incredible amount of adjustment Easy operation Very strong					
fasteners included with hardware	Two Sets Includes							
	two 24 inch double strap (8312-542 or 8312-54SP) two adjustable bottom gate fitting (8250-002 or 8250-00P) four 12" adjustable gate pin (8800-122 or 8800-12P)							
Cane Bolt (Vertical)	1 or 2 of 5000-242*	1 or 2 of 5000-24SP*						
Central Latch Options			Dimensions (feet and inches)					
			A	B	C	D	E	F
Throw Over Gate Loop	4200-032	4200-03SP	4.5"	8'	1"	8'	4.5"	16' 10"
Cane Bolt and Keep	5000-122 plus 5000-002	5000-12SP plus 5000-00SP	4.5"	8'	1"	8'	4.5"	16' 10"
Lumber Required								
Posts	2 of 8' x 6" x6" (usually dressed out at 5.5" x 5.5")							
Rails, Stiles (uprights) and Diagonals made from full 1" thick by 5.5" wide lumber (commonly stocked decking material or rough cut lumber)								
Rails	12 of 8' x 1" x 5.5"							
Stiles	4 of 8' x 1" x 5.5"							
Diagonals	4 of 8' x 1" x 5.5"							
Fasteners Required								
Approximately 100 of 1.75" x #8 wood screws (stainless preferred)								
28 of 3.5" x 3/8" carriage bolts (hot dipped galvanized or stainless steel), nuts, and washers								
*One 24" Cane Bolt (5000-242 or 5000-24SP) is required for central stability. Two are needed if you require a means of keeping the gates open.								

HingeandLatch.com

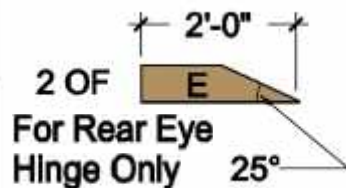
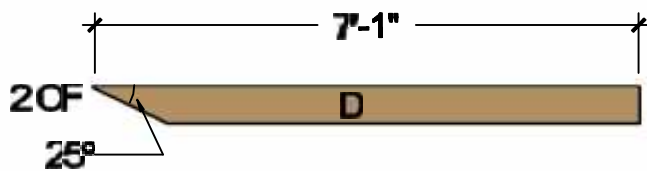
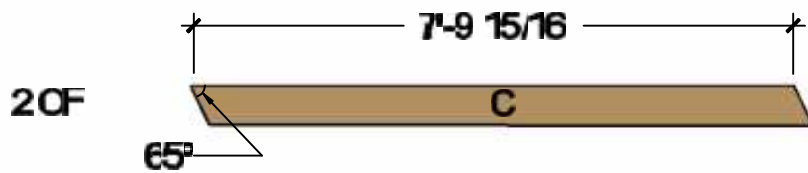
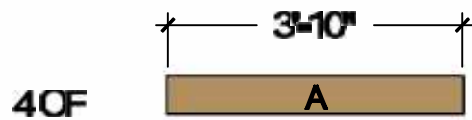
Download includes this materials list, component cutting and layout sheet, tips on installing gate posts, and detailed instructions.
For a complete listing of our free gate plans and gate layouts visit HingeandLatch.com.



FLAT FRONTAL VIEW



COMPONENTS (FULL 1" THICK x 5-1/2" WIDE)



THREE LAYERS

